



**NORTH WEST
FIRE CONTROL**



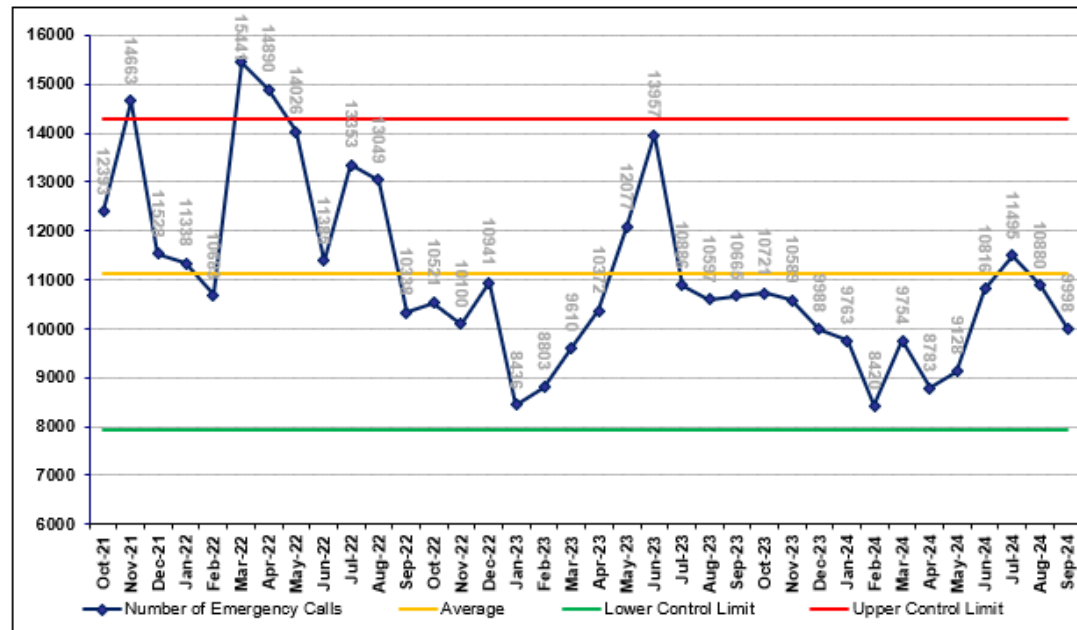
**Lancashire Fire & Rescue Service
Performance Committee**

Quarter 1 – 2024-25

Emergency Calls in to NWFC

KPI: N/A Number of Emergency Calls		Quarter 32,373	Direction of Travel ↑
---------------------------------------	---	-------------------	--------------------------

Number of Emergency Calls	Year to Date	2024/2025 Quarter 2	Previous year to date	2023/2024 Quarter 2
	61,100	32,373	68,554	32,148
Target:				

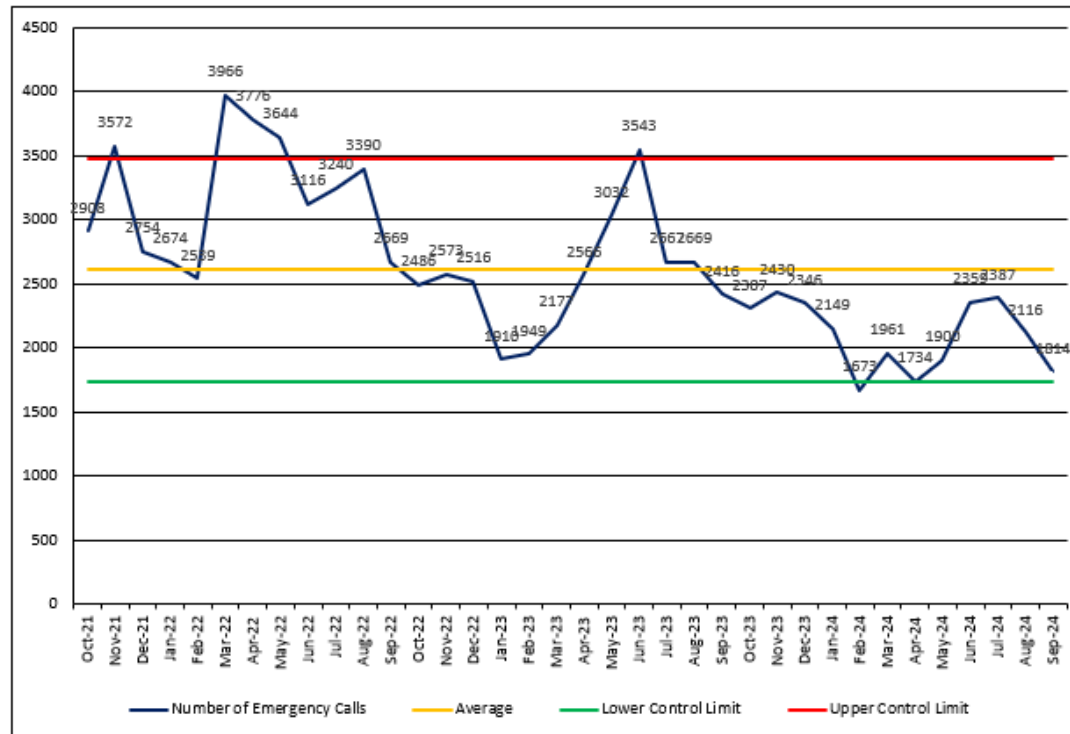


Emergency Calls for LFRS

KPI: N/A Lancs FRS Emergency Calls		Quarter 0	Direction of Travel
---------------------------------------	---	--------------	---------------------



Number of Emergency Calls	Year to Date	2024/2025 Quarter 2	Previous year to date	2023/2024 Quarter 2
Target:				

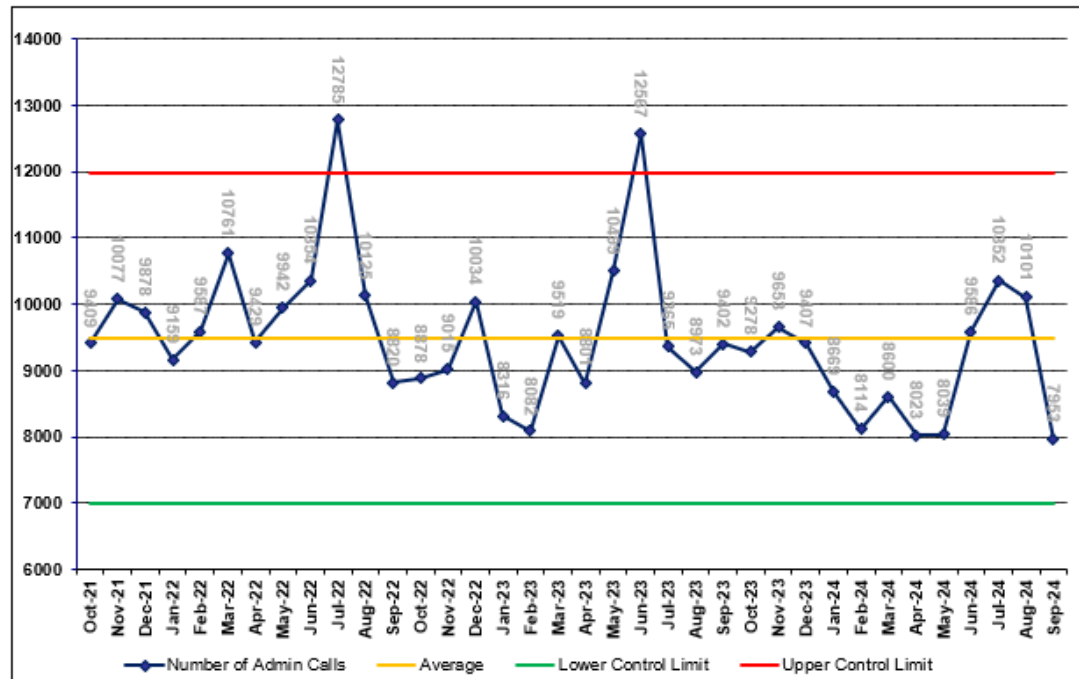


Admin Calls for NWFC

KPI: N/A Number of Administrative Calls		Quarter 28,406	Direction of Travel ↑
--	---	-------------------	--------------------------



Number of Admin Calls	Year to Date	2024/2025 Quarter 2	Previous year to date	2023/2024 Quarter 2
		54,054	28,406	59,607
Target:				

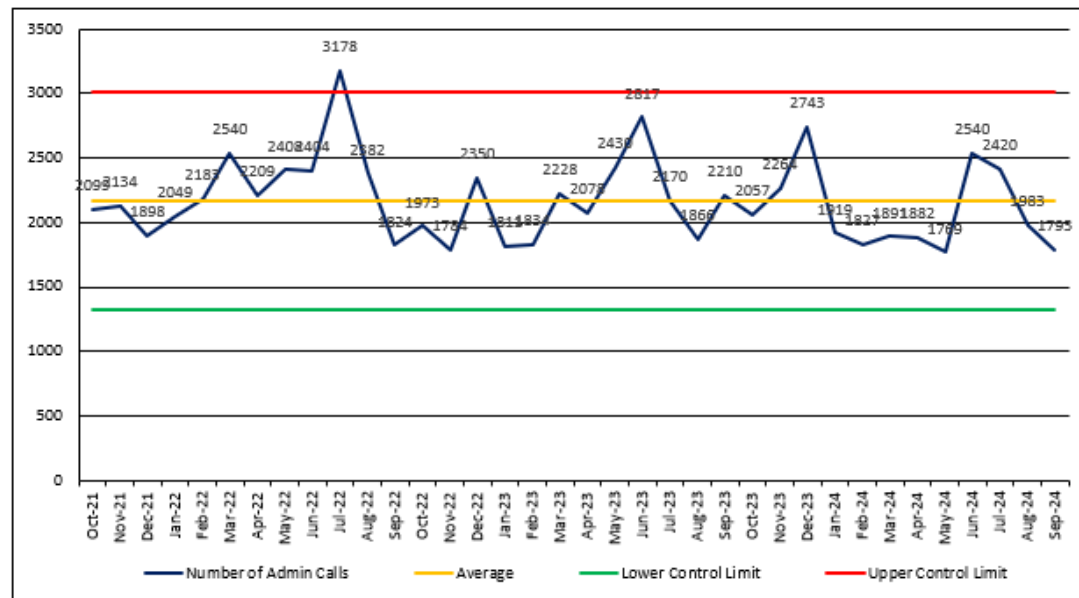


Admin Calls for LFRS

KPI: N/A Lancs FRS Admin Calls		Quarter 0	Direction of Travel ↓
-----------------------------------	---	--------------	--------------------------

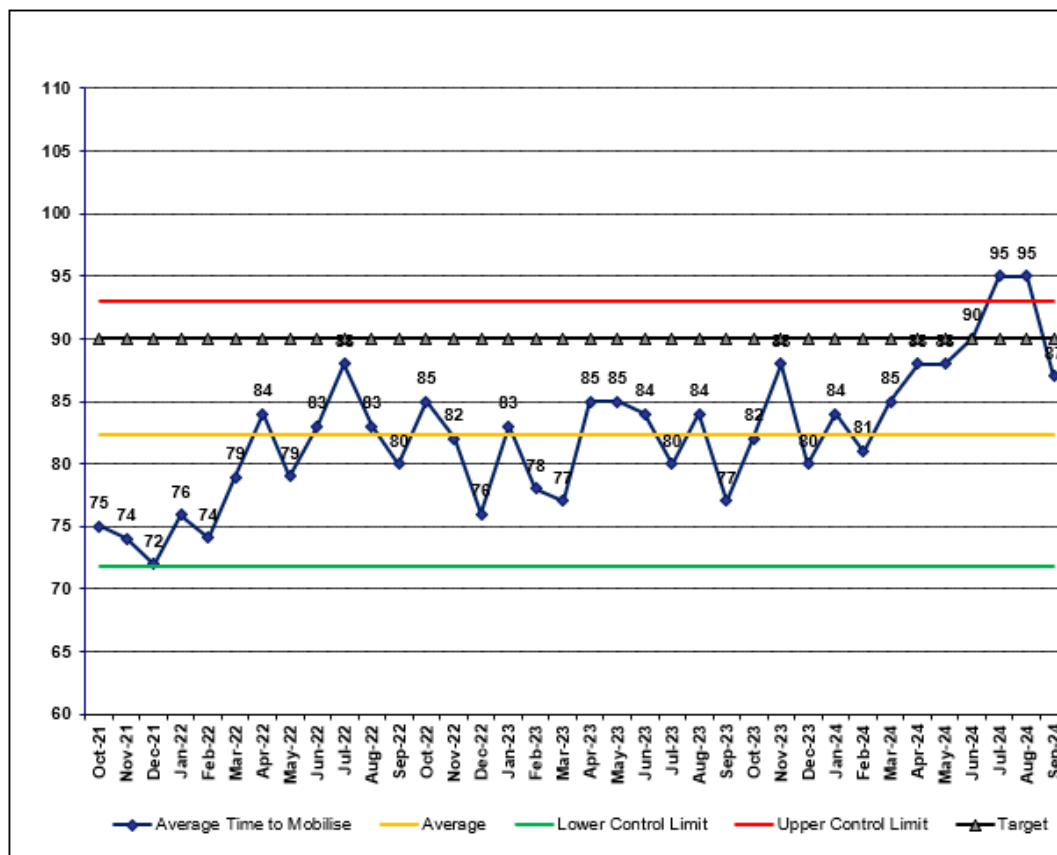


Number of Emergency Calls	Year to Date	2024/2025 Quarter 2	Previous year to date	2023/2024 Quarter 2
Target:				



Fires: Average Response to Mobilise First Resource

Number of seconds to mobilise first resource	Year to Date	2024/2025 Quarter 2	Previous year to date	2023/2024 Quarter 2
	91	92	83	80
Target:	90 Seconds	90 Seconds	90 Seconds	90 Seconds



Special Service Calls: Average Response to Mobilise First Resource

